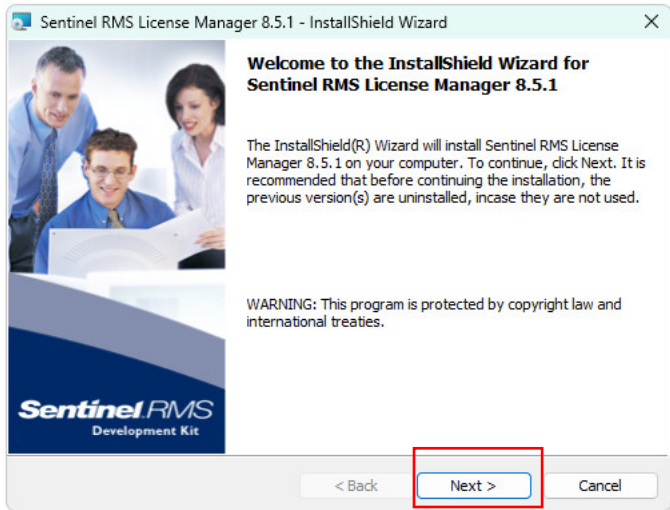


host > Shared Folders > Z : install_Sentinel.LM.8.5.1.Server

1 断网（拔网线最简单）
2 安装 Sentinel
服务器（不明白什么意思
· 就照猫画虎）

Name		Type	Size
Help		File folder	
Tools		File folder	
Data1		Cabinet File	3,905 KB
ISScript10	3/2/2016 5:07 AM	Windows Installer ...	877 KB
Sentinel RMS License Manager 8.5.1	3/2/2016 5:07 AM	Windows Installer ...	2,880 KB
setup	3/2/2016 5:08 AM	Application	3,702 KB



Computer Name

Hardware

Advanced

System Protection

Remote



Windows uses the following information to identify your computer on the network.

Computer description:

For example: "Kitchen Computer" or "Mary's Computer".

Full computer name:

Computer2500

Workgroup:

WORKGROUP

To use a wizard to join a domain or workgroup, click Network ID.

Network ID...

To rename this computer or change its domain or workgroup, click Change.

Change...

OK

Cancel

Apply

Computer Name Hardware **Advanced** System Protection Remote

You must be logged on as an Administrator to make most of these changes.

Performance

Visual effects, processor scheduling, memory usage, and virtual memory

Settings...

User Profiles

Desktop settings related to your sign-in

Settings...

Startup and Recovery

System startup, system failure, and debugging information

Settings...

Environment Variables...

OK

Cancel

Apply

5 新加系统变量，变量的名字是LSHOST，变量值就是计算机名字

Variable name: LSHOST

Variable value: Computer2500

Browse Directory... Browse File... OK Cancel

System Properties

Computer Name Hardware Advanced System Protection Remote

You must be logged on as an Administrator to make most of these changes.

Performance
Visual effects, processor scheduling, memory usage, and virtual memory
Settings...

User Profiles
Desktop settings related to your sign-in
Settings...

Startup and Recovery
System startup, system failure, and debugging information
Settings...

Environment Variables...

OK Cancel Apply

Environment Variables

User variables for jackz

Variable	Value
OneDrive	C:\Users\jackz\OneDrive
OneDriveConsumer	C:\Users\jackz\OneDrive
Path	C:\Users\jackz\AppData\Local\Microsoft\WindowsApps;
TEMP	C:\Users\jackz\AppData\Local\Temp
TMP	C:\Users\jackz\AppData\Local\Temp

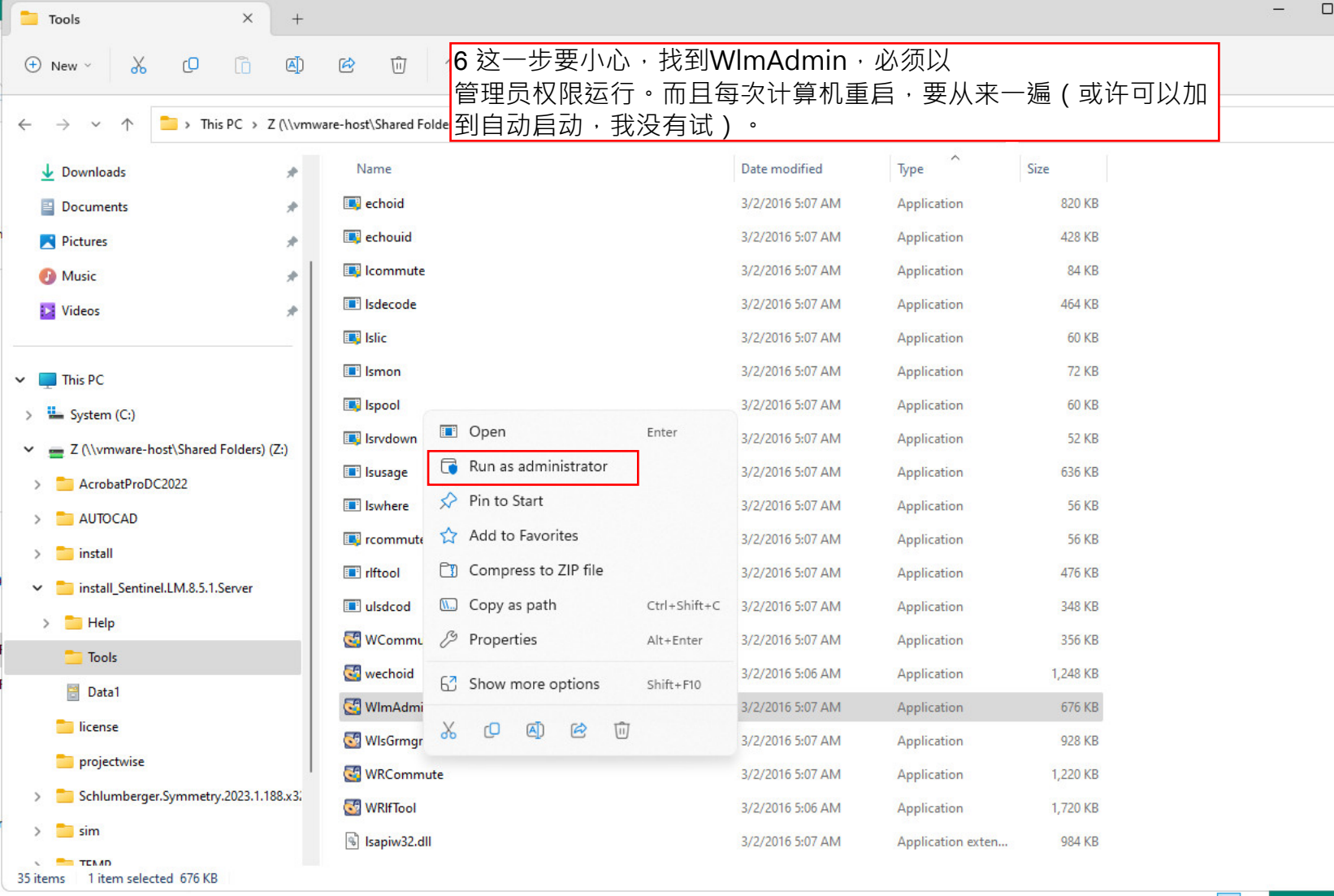
New... Edit... Delete

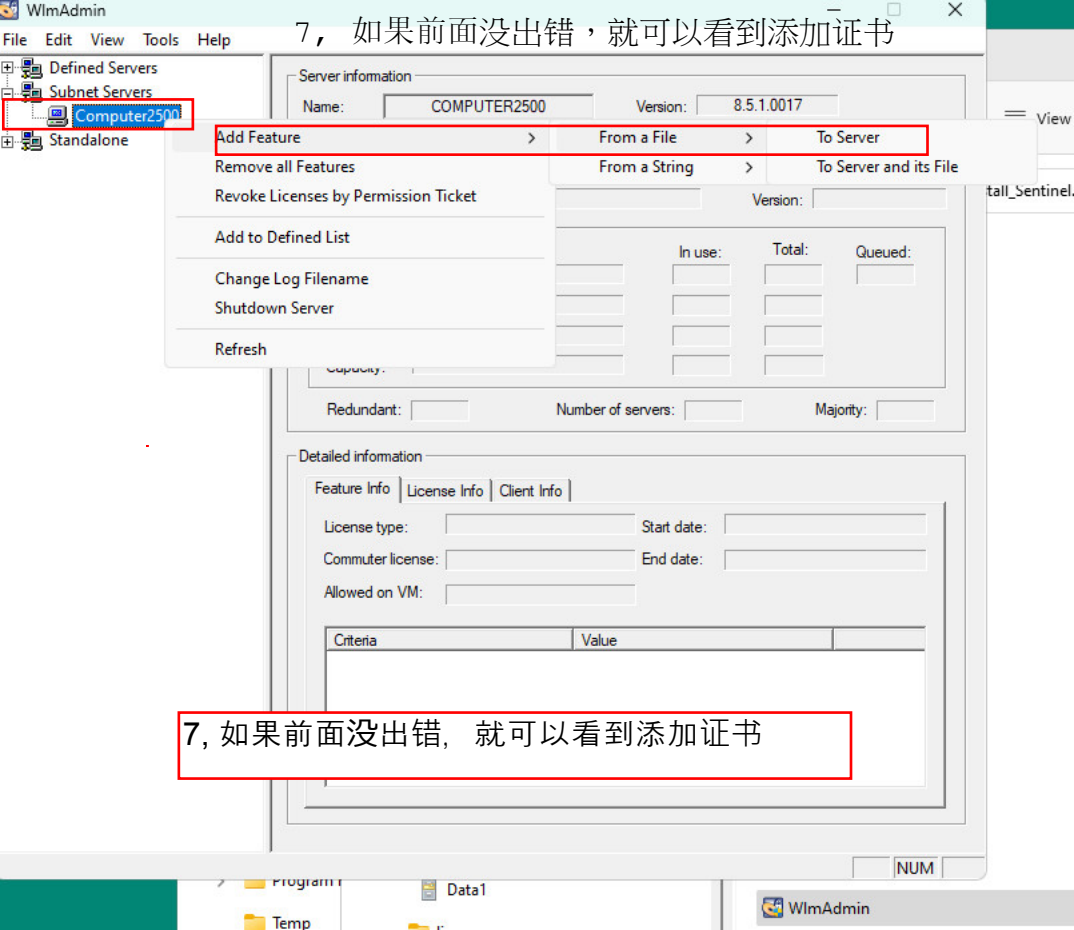
System variables

Variable	Value
ComSpec	C:\WINDOWS\system32\cmd.exe
DriverData	C:\Windows\System32\Drivers\DriverData
NUMBER_OF_PROCESSORS	4
OS	Windows_NT
Path	C:\WINDOWS\system32;C:\WINDOWS;C:\WINDOWS\System32\Wb...
PATHEXT	.COM;.EXE;.BAT;.CMD;.VBS;.VBE;.JS;.JSE;.WSF;.WSH;.MSC
PROCESSOR_ARCHITECTURE	AMD64

New... Edit... Delete

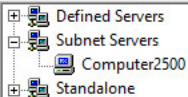
OK Cancel





7, 如果前面没出错, 就可以看到添加证书

7, 如果前面没出错, 就可以看到添加证书



Server information

Name: COMPUTER2500

Version: 8.5.1.0017

8. 找到证书，加载

Open

Look in: license

Name	Date modified
lservrc	2/26/2016 3:18 AM

File name: lservrc

Open

Files of type: "All files (*.*)"

Cancel

☐ Open as read-only

Criteria

Value

- Defined Servers
- Subnet Servers
- Computer2500
- Standalone

9. 证书加载成功，

Se
N
ion: 8.5.1.0017

IP address: Computer2500

Feature information

Name: Version:

Statistics

	In use:	Total:	Queued:
Total users:			
Reserved:			
Commuter:			

Majority:

WlmAdmin

Number of license(s) read = 3
Number of license(s) successfully installed = 3

OK

Commuter license: End date:

Allowed on VM:

Criteria	Value
----------	-------

10 安装，没什么好说，双击就行。

File Explorer window showing the contents of the 'install' folder located at 'Z:\(\\vmware-host\Shared Folders) (Z:)'. The left sidebar shows the navigation pane with 'install' selected under 'Z:'. The main pane displays a list of files and folders.

Name	Date modified	Type	Size
bin	10/1/2018 5:20 AM	File folder	
Excel Add-in	10/1/2018 5:20 AM	File folder	
Extras	10/1/2018 5:20 AM	File folder	
networklicensing	10/1/2018 5:20 AM	File folder	
superpro	10/1/2018 5:20 AM	File folder	
autorun	3/23/2018 4:14 AM	Setup Information	1 KB
End-user License Agreement	3/23/2018 4:16 AM	Text Document	6 KB
Launch	3/23/2018 4:25 AM	Application	180 KB
Launch	3/23/2018 4:13 AM	Configuration sett...	1 KB
Network Licensing Help	3/23/2018 4:24 AM	Microsoft Edge P...	480 KB
ODBC Interface User Guide	3/23/2018 4:25 AM	Microsoft Edge P...	1,834 KB
Pipeline Studio Excel Add-In User Docum...	3/23/2018 4:25 AM	Microsoft Edge P...	508 KB
PipelineStudio_Installation_Guide	3/23/2018 4:25 AM	Microsoft Edge P...	2,174 KB
PipelineStudio_Release_Notes	3/23/2018 4:25 AM	Microsoft Edge P...	2,392 KB
ReadMe	3/23/2018 4:15 AM	Text Document	1 KB
ReadMeFirst	3/23/2018 4:25 AM	Microsoft Edge P...	47 KB
setup	3/23/2018 4:34 AM	Application	133,372 KB
Standalone Licensing Help	3/23/2018 4:25 AM	Microsoft Edge P...	337 KB

18 items 1 item selected 130 MB

11 点击下一步



Welcome to the InstallShield Wizard for PipelineStudio

The InstallShield Wizard will install PipelineStudio on your computer. To continue, click Next.

InstallShield

< Back

Next >

Cancel

License Agreement

Please read the following license agreement ca

12 接受使用条件

The user is advised that by clicking "I Accept" and installing this software they are accepting the terms and conditions implicit in the End User License Agreement ("EULA"), which is a legal agreement between you and Emerson.



claim specified above, Emerson may, at its sole option and expense: (i) procure for Customer the right to continue using the Software, as applicable under the terms of this Agreement; or (ii) replace or modify the Software so that it is non-infringing, but retains substantially the same functionality. Emerson will have no liability for infringement claims of any kind arising from: (i) any use of the Software by Customer beyond the scope of this Agreement; (ii) Customer's use of the Software in combination with any products not developed by Emerson, if the basis for the claim is such combined use; (iii)) Emerson's compliance with designs or specifications provided by Customer. Furthermore, Emerson shall have no liability whatsoever for any damages resulting from, arising out of, or connected to any malicious or unauthorized access to Customer's systems. Customer will, at its expense, defend, indemnify and hold Emerson and its Affiliates harmless from and against all claims, losses and damages related to or arising out of an allegation, claim, demand or action asserted against Emerson and its Affiliates as a result of use of or access to the Software by or through Customer, including but not limited to any claims for damages by third parties resulting from the operation, maintenance or failure of the Designated Facilities, and expressly excluding those intellectual property claims that Emerson has indemnified Customer against hereunder. Emerson shall give such assistance

Do not install this software or click "I Accept" until you have read and accepted all the terms of the EULA and wish to become the licensee of the software. If you do not wish to accept the terms of the EULA click "I Decline" and return the software media and hardware-locking device to Emerson for a full refund.

13

这一步有点窍门。先复制破解给的一串字符，然后 “点击” Paste “就行，不要再输入任何东西。



Code

6rtBRrOweJKFOUxl2_emtVlt6hzJQrsxydFyF_lqkSUN_047keqEe

点击这里

Paste

Request a Registration Code

Name

Diana Sanchez

Company

Transierra

Bitlock No.

2008

To request a code either fill in the details above and click the get code button to email the details to us. Or send us a fax or email with your Name, company and bitlock number if applicable.

Get Code

InstallShield

< Back

Next >

Cancel

Setup Type

Select the setup type that best suits your needs.



Select the features you want to install, and deselect the features you do not want to install. Click Next to continue.

☒ Create a shortcut to PipelineStudio on the desktop

14 终于开始安装了

Start Copying Files

Review settings before copying files.

15 没啥好说，点击下一步

Setup has enough information to start copying the program files. If you want to review or change any settings, click Back. If you are satisfied with the settings, click Next to begin copying files.

Current Settings:

PipelineStudio
Gas simulator
Liquid simulator

Desktop Shortcut

Installing to directory C:\Program Files (x86)\Emerson\PipelineStudio 4.2.1\

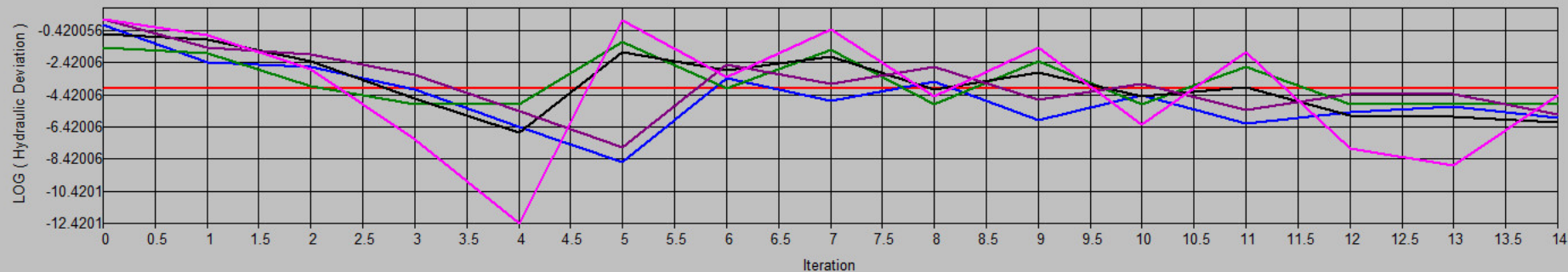


16

安装完了，就可以运行，在开始运行时，会找证书，不要管他，他自己会找到。



Steady State Convergence



Iteration Minimum Convergence Tolerance Iteration Maximum Equip Error Iteration Maximum Pipe Error Iteration Maximum Node Error
 Iteration Maximum Xreg Error Iteration Maximum Flux Error

